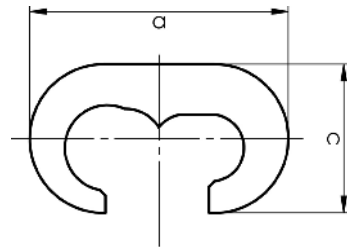
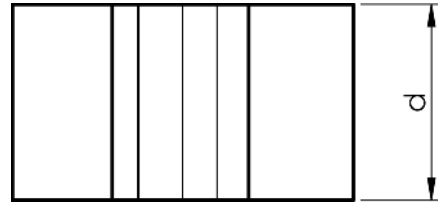




ELPRESS®


Product Datasheet



C-sleeves 6 - 300 mm²

Name	Side feed mm ²	Front feed mm ²	a (mm)	B	c	Die	Pcs/pack	Tool
C6-10	6/6-16, 10/6-16	6-10/6-10, 16/10	17,6	14	10	5	100	V600, V1300, V250
C16-25	16/16-25, 25/(2*2,5)-25	16-25/16-25, 25/(2*2,5)-10	22	16	12	6	100	V600, V1300, V250
C25-50	25-50/25-50, 16-50/35-50	16/35-50	30	18	16	8-9	50	V600, V1300, V250
C50-70	50/50, 70/25-70, 95/25-50	50/50, 70/25-70, 95/25-50	37	30	22	13	50	V1300, V250
C70-95	70/70, 95/50-95, 120/25-70	70/70, 95/50-70, 120/25-50	39	30	22,2	13	50	V1300, V250
C95-120	95/95, 120/70-120, 150/25-70, 185/25-50	95/95, 120/70-120, 150/25-70, 185/25-50	45	35	25,6	15	25	V1300, V250
C150-185	150/95-150, 185/70-185, 240/25-185, 300/25-120	150/95-150, 185/70-185, 240/25-185, 300/25-120	62,5	40	34,2	18	10	V250, V1470
C240-300	300/240, 300/185, 300/150, 240/240	300/240, 300/185, 300/150, 240/240	72	50	40,7	21	10	V250, V1470
C23	300/300	300/300	70	40	40	21	10	V250, V1470

Elpress logotype is included on the marking. The other side of the C sleeve is marked with the size of the Cu wire that fits.

ELPRESS C-SLEEVE														
MAIN	300				C150-185	C150-185	C150-185	C150-185	C150-185	C150-185	C240-300	C240-300	C240-300	C23
	240				C150-185	C150-185	C150-185	C150-185	C150-185	C150-185	C150-185	C150-185**	C240-300	
	185				C95-120	C95-120	C95-120	C150-185	C150-185	C150-185	C150-185	C150-185		
	150				C95-120	C95-120	C95-120	C95-120	C150-185	C150-185	C150-185			
	120				C70-95	C70-95	C70-95	C70-95* C95-120	C95-120	C95-120				
	95				C50-70	C50-70	C50-70 C70-95	C70-95 C95-120	C70-95* C95-120					
	70				C50-70	C50-70	C50-70	C50-70 C70-95						
	50	C25-50	C25-50	C25-50	C25-50	C25-50	C25-50* C50-70							
	35			C25-50	C25-50	C25-50								
	25	C16-25	C16-25	C16-25	C16-25 C25-50									
	16	C6-10	C6-10	C16-25										
	10	C6-10	C6-10											
	6	C6-10												
 mm ²	6	10	16	25	35	50	70	95	120	150	185	240	300	
	BRANCH													



ELPRESS®